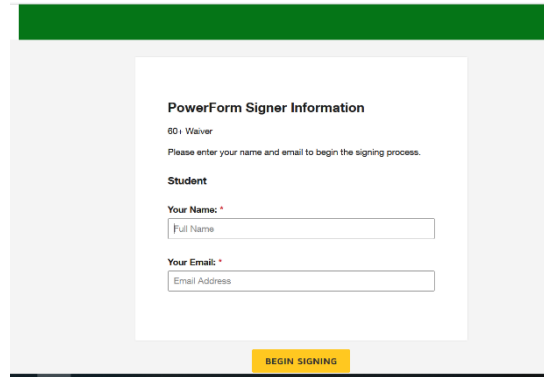


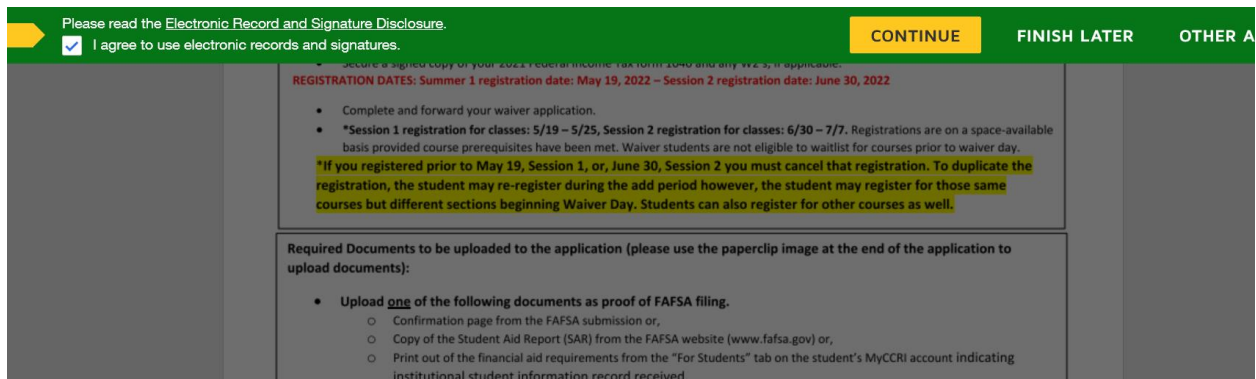
Summer 2022 Waiver application instructions for Rhode Island residents 60 or older.

Click here to apply for the Summer S2022 [Senior Citizen Waiver](#).

The link brings you to this screen: Instructions to complete the waiver – add your name and email address and click on the box BEGIN SIGNING:



You will be taken to this page, click in the white box to agree to use electronic records and signatures, after you click in the box, click continue.



Please read the [Electronic Record and Signature Disclosure](#).

I agree to use electronic records and signatures.

CONTINUE **FINISH LATER** **OTHER A**

Secure a signed copy of your 2021 Federal Income Tax form 1040 and any W2's, if applicable.

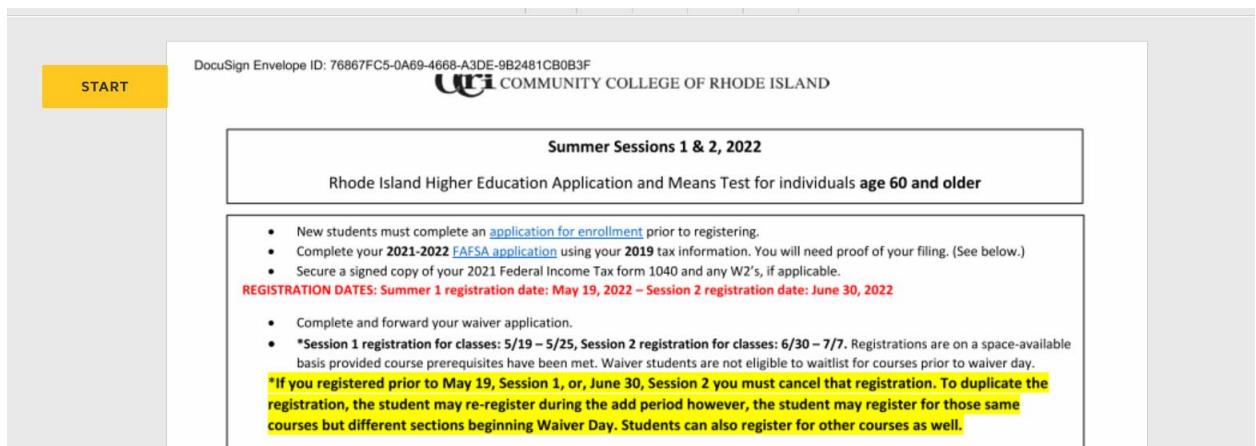
REGISTRATION DATES: Summer 1 registration date: May 19, 2022 – Session 2 registration date: June 30, 2022

- Complete and forward your waiver application.
- *Session 1 registration for classes: 5/19 – 5/25, Session 2 registration for classes: 6/30 – 7/7.** Registrations are on a space-available basis provided course prerequisites have been met. Waiver students are not eligible to waitlist for courses prior to waiver day.
- *If you registered prior to May 19, Session 1, or, June 30, Session 2 you must cancel that registration. To duplicate the registration, the student may re-register during the add period however, the student may register for those same courses but different sections beginning Waiver Day. Students can also register for other courses as well.**

Required Documents to be uploaded to the application (please use the paperclip image at the end of the application to upload documents):

- Upload one of the following documents as proof of FAFSA filing.
 - Confirmation page from the FAFSA submission or,
 - Copy of the Student Aid Report (SAR) from the FAFSA website (www.fafsa.gov) or,
 - Print out of the financial aid requirements from the "For Students" tab on the student's MyCCRI account indicating institutional student information record received.

After you click on continue you will see the waiver regulations page. This page contains important information about applying for and using a Senior Citizen waiver. Please read the information before signing your waiver. Click start to begin.



DocuSign Envelope ID: 76867FC5-0A69-4668-A3DE-9B2481CB0B3F

START **COMMUNITY COLLEGE OF RHODE ISLAND**

Summer Sessions 1 & 2, 2022

Rhode Island Higher Education Application and Means Test for individuals **age 60 and older**

- New students must complete an [application for enrollment](#) prior to registering.
- Complete your **2021-2022 FAFSA application** using your **2019** tax information. You will need proof of your filing. (See below.)
- Secure a signed copy of your 2021 Federal Income Tax form 1040 and any W2's, if applicable.

REGISTRATION DATES: Summer 1 registration date: May 19, 2022 – Session 2 registration date: June 30, 2022

- Complete and forward your waiver application.
- *Session 1 registration for classes: 5/19 – 5/25, Session 2 registration for classes: 6/30 – 7/7.** Registrations are on a space-available basis provided course prerequisites have been met. Waiver students are not eligible to waitlist for courses prior to waiver day.
- *If you registered prior to May 19, Session 1, or, June 30, Session 2 you must cancel that registration. To duplicate the registration, the student may re-register during the add period however, the student may register for those same courses but different sections beginning Waiver Day. Students can also register for other courses as well.**

Click on the Fill In button in yellow to complete the application

DocuSign Envelope ID: D0018890-893B-43FA-873D-F4327A28458C

CCRI COMMUNITY COLLEGE OF RHODE ISLAND

Please note: **You cannot register for classes until waiver day, Session 1, May 19 – Session 2, June 30.** Registrations are on a space-available basis provided course prerequisites have been met. Waiver students are not eligible to waitlist **Required** prior to waiver day.

FILL IN

Name: Jane Doe CCRID ID#: _____

Address: _____ City: _____ State: _____ Zip: _____

DOB: _____

Part 1 - Eligibility Questions:

1. Are you a resident of Rhode Island?

YES (continue to next question)

NO (STOP- NOT ELIGIBLE)



Once you have completed the application, click on next to sign and date. Attach required documents by clicking on the paperclip icon next to the date.

NEXT

Affidavit: I have read the ****waiver regulations** above. In addition, I understand that if I fail to comply with any of these regulations, I will be responsible for the payment of my courses. I declare that the above information is true and correct to the best of my knowledge.


Applicant Signature: _____ Date: 5/20/2022 | 1:39 PM EDT

Approved by: _____ Date: _____

After you sign and upload your documents, click on the Finish button at the top of the right-hand side of the page. You will then have an opportunity to download and save, print or close the document.

Save a Copy of Your Document



Your document has been signed

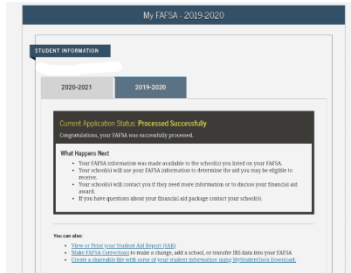
If you would like a copy for your records, select Download or Print and save.

DOWNLOAD **PRINT** **CLOSE**

REQUIRED FORMS:


Verification of financial aid application, if applicable, your Federal Tax form 1040 from 2019, and proof of being over 60.

Financial aid confirmation



The screenshot shows the My FAFSA 2019-2020 portal. The 'STUDENT INFORMATION' tab is selected, and the '2019-2020' year is chosen. A message box states: 'Current Application Status: Processed Successfully. Congratulations, your FAFSA was successfully processed.' Below this, a 'What Happens Next?' section lists: 'Your FAFSA information was made available to the schools you listed on your FAFSA.', 'Your schools will use your FAFSA information to determine the aid you may be eligible to receive.', 'Your schools will contact you if they need more information or to discuss your financial aid package.', and 'If you have questions about your financial aid package contact your school.' At the bottom, it says 'You can also:' followed by links for 'Check or Print your Student Aid Report (SAR)', 'Update your FAFSA information or make a change, add a school, or transfer SAR data into your FAFSA', and 'Contact a school's financial aid office or your school's admissions office for more information.'

US form 1040



The image shows the cover of the 2019 U.S. Individual Income Tax Return form. It features the text 'Form 1040' in a large, bold font, with 'Department of the Treasury - Internal Revenue Service' and '(99)' in smaller text to the right. Below this, it says 'U.S. Individual Income Tax Return'.

The application is forwarded to the Bursar's Office for review and fee assessment. You will receive an email from bursarwaivers@ccri.edu indicating if your waiver was approved, the fees due and a link to the online payment portal.