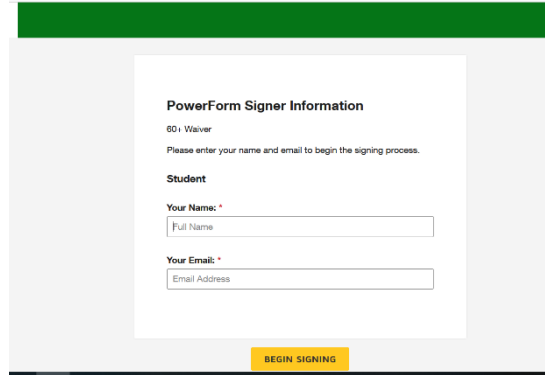


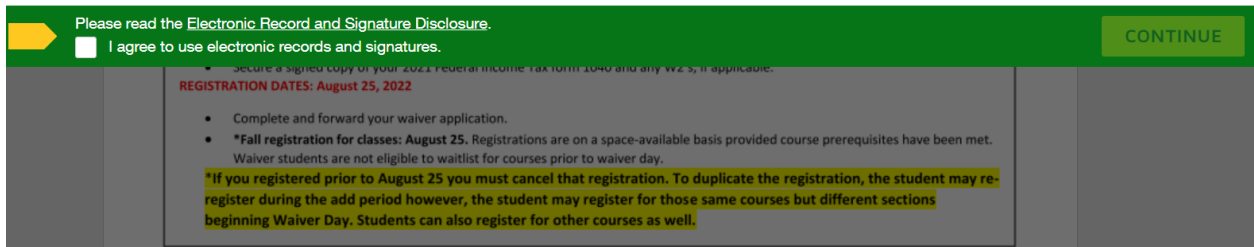
**Fall 2022 Waiver application instructions for Rhode Island residents 60 or older.**

Click here to apply for the fall 2022 [Senior Citizen Waiver](#).


The link brings you to this screen: Instructions to complete the waiver – add your name and email address and click on the box BEGIN SIGNING:



You will be brought to this page, click on continue to go to the next page.



This brings you to the waiver regulations page. This page contains important information about applying for and using a Senior Citizen waiver. Please read the information before signing your waiver. Click start to begin.



DocuSign Envelope ID: 5ED005C3-8782-412A-B823-7B38D7F21BE1  
**CCRI COMMUNITY COLLEGE OF RHODE ISLAND**

Please note: **You cannot register for classes until waiver day, August 25.** Registrations are on a space-available basis provided course prerequisites have been met. Waiver students are not eligible to waitlist for courses prior to waiver day.

Name: Jane Doe CCRI ID#: Required

Address:  City:  State:  Zip:

DOB:

**NEXT**

**Part 1 - Eligibility Questions:**

Once you have completed the application, click on next to sign and date. Attach required documents by clicking on the paperclip icon next to the date.

**ATTACH**

**Affidavit:** I have read the **\*\*waiver regulations** above. In addition, I understand that if I fail to comply with any of these regulations, I will be responsible for the payment of my courses. I declare that the above information is Required - Attachment correct to the best of my knowledge.

Applicant Signature: Jane Doe Date: 8/23/2022 | 3:25 PM EDT Required - Attachment

Approved by: \_\_\_\_\_ Date: \_\_\_\_\_ Required - Attachment

After you sign and upload your documents, click on the Finish button at the top of the right-hand side of the page. You will then have an opportunity to download and save, print or close the document.

Save a Copy of Your Document

↓

**Your document has been signed**

If you would like a copy for your records, select Download or Print and save.

**DOWNLOAD**    PRINT    CLOSE

**REQUIRED FORMS:**

Verification of financial aid application, if applicable, your Federal Tax form 1040 from 2019, and proof of being over 60.

**Financial aid confirmation**

MyFAFSA - 2019-2020

2019-2021    2019-2020

**Current Application Status: Processed Successfully**  
 Congratulations, your FAFSA was successfully processed.


**What Happens Next**

- Your FAFSA information was made available to the schools you listed on your FAFSA.
- Your schools will use your FAFSA information to determine the aid you may be eligible to receive.
- Your schools will contact you if they need more information or to discuss your financial aid award.
- If you have questions about your financial aid package contact your schools.

**You can also:**

- View or Print Your Student Aid Report (SAR)
- Check Your Application for Errors (Warning) at a school, or transfer DED data into your FAFSA
- View a School's Information to Make a Change at Your Current Information page @myfafsa.com

**US form 1040**



The application is forwarded to the Bursar's Office for review and fee assessment. You will receive an email from [bursarwaivers@ccri.edu](mailto:bursarwaivers@ccri.edu) indicating if your waiver was approved, the fees due and a link to the online payment portal.