


**Spring 2021 Waiver application instructions for Rhode Island residents 60 or older.**

Click here to apply for the spring 2021 [Senior Citizen Waiver](#).

The link above brings you to this screen:


Enter your name and email address (your CCRI email is preferred).

Click on **Begin Signing** located in the blue box.

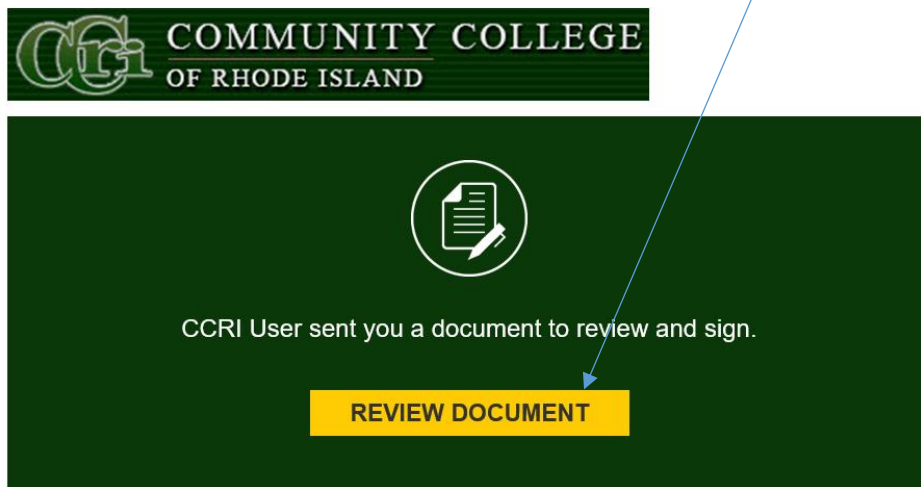


The screenshot shows the 'Senior Citizen Waiver' application form. At the top, there are logos for 'COMMUNITY COLLEGE OF RHODE ISLAND', 'PROED ProEducation Solutions', and 'DocuSign'. The title 'Senior Citizen Waiver' is prominently displayed. Below the title, there are 'Instructions' and a section for 'Applicant' information. The 'Applicant' section includes input fields for 'Name' and 'Email', and a blue 'Begin Signing' button. A blue arrow points from the text above to the 'Begin Signing' button.

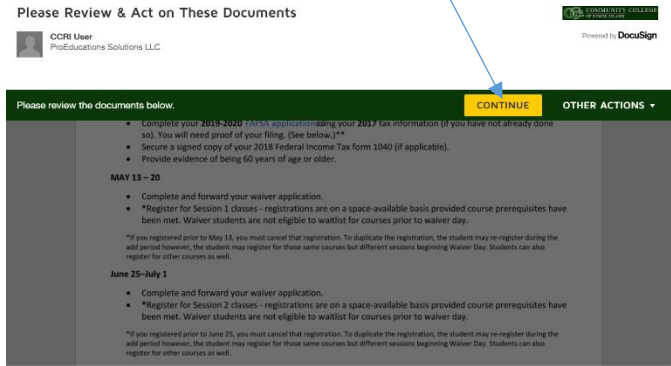
Upon completion, you will receive a confirmation pop-up from ProEd indicating a link will be sent to the email address provided.




You will receive a second message from ProEd. Please click on **Review Document** in the yellow box



The page below will appear, click **continue** in the yellow box



This will bring you to the application and means test. Click Start on **start** to begin the application.



There are two pages for your review.

**Page 1. CCRI Tuition Waiver process for individuals over 60.**

This includes the steps to apply and documents you need in order to be eligible for the waiver. Please read carefully.

**Waiver regulations**



The regulations contain important information about applying for and using a Senior Citizen waiver. Please read the information before signing your application.

**Page 2. Senior Citizen, Over 60 Waiver Application and Means Test**

The application will look similar to the one below. Please follow the instructions, read the questions carefully and upload all documents at the bottom of the application (located on page 2). Click **next** to sign the application and upload documents.

There is a **paperclip** icon located to the right of the date (at the bottom of the application), click on the paperclip to upload documents, you have the option to upload multiple documents.

**\*\*Affidavit: I have read the waiver regulations below. In addition, I understand that if I fail to comply with any of these regulations, I will be responsible for the payment of my courses. I declare that the above information is true and correct to the best of my knowledge.**

Applicant Signature		Date	
Approved by		Date	

After you have completed the application, signed it and uploaded all necessary documentation, click **finish** to submit.

**FINISH**      **OTHER ACTIONS** ▾

### REQUIRED FORMS:

Verification of financial aid application, if applicable, your Federal Tax form 1040 from 2019, and proof of being over 60.

#### Financial aid confirmation



MyFAFSA - 2019-2020

STUDENT INFORMATION

2020-2021    2019-2020

**Current Application Status: Processed Successfully**  
Congratulations, your FAFSA was successfully processed.

**What Happens Next**

- Your FAFSA information was made available to the schools you listed on your FAFSA.
- The schools will use your FAFSA information to determine the aid you may be eligible to receive.
- Your schools will contact you if they need more information or to discuss your financial aid offer.
- If you have questions about your financial aid package contact your school.

**Next steps:**

- Sign or Make your Student Aid Report (SAR)
- Sign FAFSA Certifications to make a change, add a school, or transfer 100 days into your FAFSA.
- Contact your school for more information about your financial aid package.

#### US form 1040



Form **1040** Department of the Treasury - Internal Revenue Service (99)  
**U.S. Individual Income Tax Return**

The application is forwarded to the Bursar's Office for review and fee assessment. You will receive an email from [bursarwaivers@ccri.edu](mailto:bursarwaivers@ccri.edu) indicating that your waiver was approved, the fees need to be paid and a link to the online payment portal.