

COMMUNITY COLLEGE OF RHODE ISLAND

FALL 2001 CREDIT ENROLLMENTS

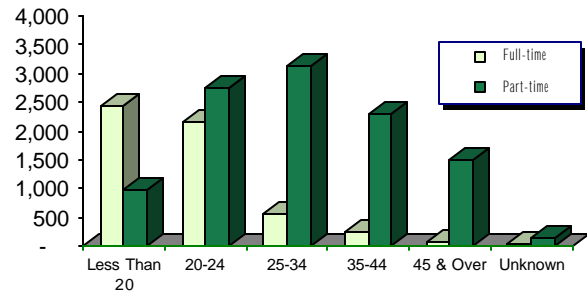


Student Status

Years of Age	Full Time	Part Time	Total
Less Than 20	2,423	961	3,384
20-24	2,157	2,756	4,913
25-34	540	3,129	3,669
35-44	242	2,281	2,523
45 and Over	72	1,501	1,573
Unknown	29	132	161
Total	5,463	10,760	16,223
	Full-Time 34 %	Part-Time 66 %	

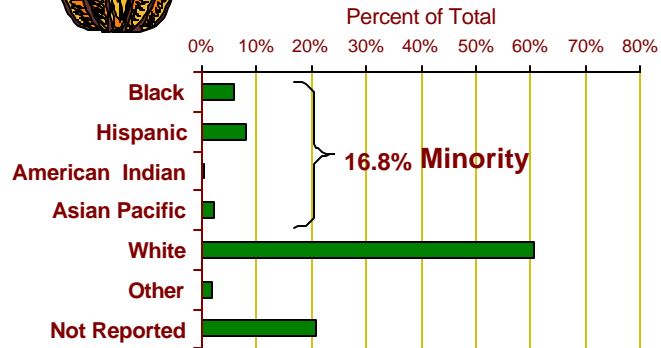
16,223 STUDENTS
9,401 FTE

Students by Age Groups



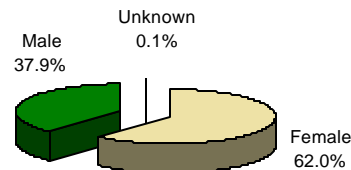
Race/Ethnicity

Race/Ethnicity	Number	Percent of Total
Black	951	5.9%
Hispanic	1,314	8.1%
American Indian	86	0.5%
Asian Pacific	375	2.3%
White	9,807	60.5%
Other	306	1.9%
Not Reported	3,384	20.8%
Total	16,223	100.0%



Gender	Number	Percent
Female	10,058	62.0%
Male	6,155	37.9%
Unknown	10	0.1%
Total	16,223	100.0%

Percent by Gender



Office of Institutional Research and Planning

www.ccri.cc.ri.us/irpl