


COMMUNITY COLLEGE OF RHODE ISLAND

FALL 2000 CREDIT ENROLLMENTS



15,583 STUDENTS
8,866 FTE


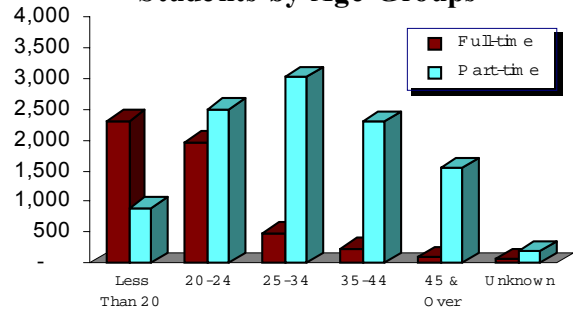
Student Status

	Full Time	Part Time	Total
Years of Age			
Less Than 20	2,323	889	3,212
20-24	1,966	2,504	4,470
25-34	484	3,033	3,517
35-44	229	2,301	2,530
45 and Over	82	1,534	1,616
Unknown	62	176	238
Total	5,146	10,437	15,583

Full-Time
33 %

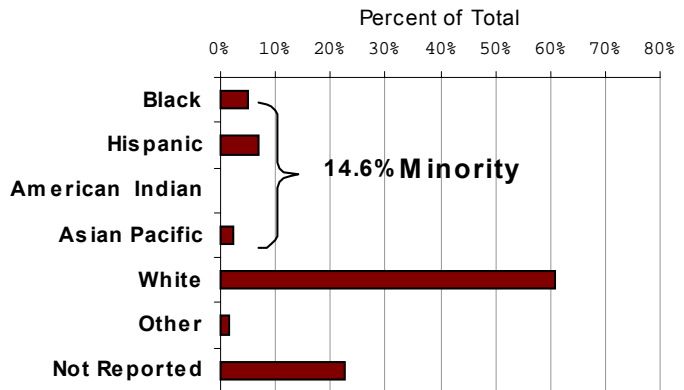
Part-Time
67 %

Students by Age Groups




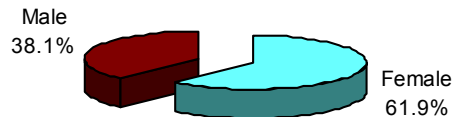
Race/Ethnicity

	Number	Percent
Race/Ethnicity		
Black	776	5.0%
Hispanic	1,097	7.0%
American Indian	76	0.5%
Asian Pacific	333	2.1%
White	9,511	61.0%
Other	257	1.7%
Not Reported	3,533	22.7%
Total	15,583	100.0%



	Number	Percent
Gender		
Female	9,642	61.9%
Male	5,941	38.1%
Total	15,583	100.0%

Percent by Gender



Office of Institutional Research and Planning

www.ccri.cc.ri.us/irpl