

QUICK GUIDE

Step by Step CCRI English Language Studies Online Registrations

CREATE A PROFILE

HOW TO NAVIGATE TO THE SCREEN:

➤ Select “  LOGIN/CREATE ACCOUNT”

➤ Select

Create New Profile

Submit

➤ Select "Student Profile" and

Step-1:

- Enter your email and create a password
(For PASSWORD HINT, type a word/phrase to help you remember your password, in case you forget it)
- Enter your information:
Identity Verification Questions

➤ Select:

Continue>>

Step-2: Select

Submit

SIGN IN

- Select User Type “Student”
 - Username (your email)
 - Password (your password)

REGISTER for a Level Assessment (New Students)

- Select "**BROWSE**"
- Select "ADULT EDUCATION"
- Select "ELS - LEVEL ASSESSMENTS"
- Choose a date that you are available

Level Assessment - Saturday, May 30

Class ID: 214

Start date: 05/30/20

End date: 05/30/20

Days of the Week : Weekly - Sat .

Instructor : * TBD

Course Fee\$25.00

Registration Fee\$0.00



19 Seats Left

ADD TO CART



- Select "**ADD TO CART**"
- Select "🛒 CHECKOUT" at TOP of web page.

CHECKOUT

- Read and select " **Agree to Policies**"
- Select: 
- Enter payment information
- Select: 

REGISTER for a Course

- Select "**BROWSE**"
- Select "ADULT EDUCATION"
- Select "ELS – ENGLISH LANGUAGE STUDIES"
- Choose a class

Level 1 - Saturday Morning

Class ID: 189

Start date: 06/06/20

End date: 08/15/20

Days of the Week : Weekly - Sat .

Instructor : * TBD

Course Fee\$210.00

Registration Fee\$10.00


30 Seats Left

ADD TO CART



- Select "**ADD TO CART**"
- Select "🛒 CHECKOUT" at TOP of web page.

CHECKOUT

- Read and select " **Agree to Policies**"
- Select: 
- Enter payment information
- Select: 